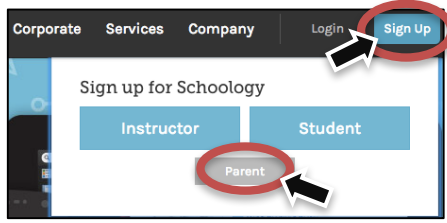
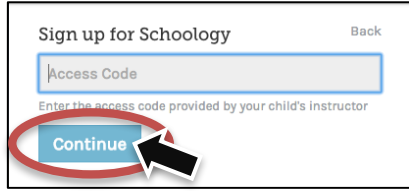
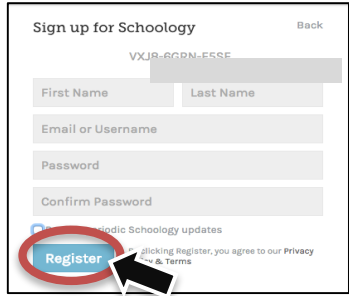
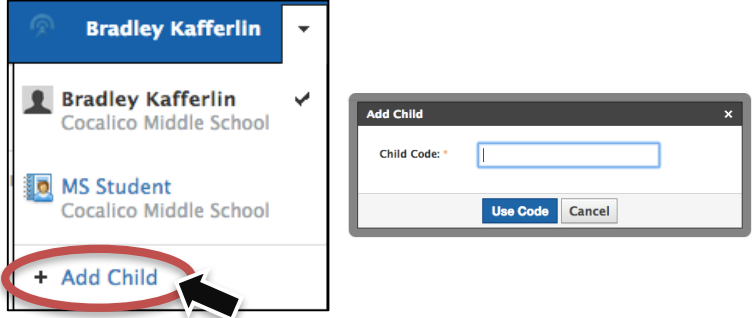


Creating a Parent Account in Schoology

<p>Step 1 Logging into Schoology</p>	<p>Go to schoology.com -Click “Sign Up” in the upper right-hand corner. -Select “Parent”</p> 
<p>Step 2 Enter Access Code</p>	<p>-Enter your child’s access code that was previously provided to you. -Then <i>click</i> “Continue”</p>  <p><i>*Note: If you have more than one child you wish to add, only enter one access code at this point. See Step 4 for additional information</i></p>
<p>Step 3 Set-up your account</p>	<p>-Fill in the following fields and then <i>click</i> “Register”</p> 
<p>Step 4 Add an additional child</p>	<p>-On the right-hand side next to your name, <i>click</i> the “down arrow” ▾ -Then select “Add Child” and enter their Access Code</p>  <p><i>*Note: You must switch back and forth between children to see their specific information. This can be done from the same drop down menu in the top right-hand corner. ▾</i></p>

Navigating Schoology

The screenshot shows the Schoology interface for a user named Bradley Kafferlin. The navigation bar includes 'Home', 'Courses', 'Groups', and 'Resources'. Below the navigation bar, there are sections for 'Recent Activity', 'Calendar', and 'Upcoming'. Callout boxes provide the following information:

- Calendar:** This Calendar View will allow you to look ahead at important dates in the future beyond what is displayed in the "Upcoming Dates."
- Courses:** Courses are the graded classes that students are enrolled in. By selecting a course, you can view course content, upcoming assignments, test, and quizzes specifically for that course.
- Groups:** Groups are generally clubs, team "web sites," and other extra-curricular activities.
- Resources:** Resources- This is basically an online "filing cabinet." This will not show a student's resources, but is designed for parent resources. (i.e. Saving trip information posted by a teacher or team.)
- Upcoming:** This area will display upcoming assignments, projects, tests, or quizzes. In addition, you may also see important dates for clubs, concerts, and extra-curricular events.

Additional Information

Go to- <https://goo.gl/korqfk>

Schoology's Parent Guide:

- Account Notifications
- Account Settings
- Account Privacy
- Link Parent Accounts
- Parent Email Digests
- Profile

Mobile Devices can scan the QR Code below.



For additional support, contact Bradley Kafferlin
bkafferlin@cocalico.org